



Horizon West MS

Media Center Collection Development Plan
2023-2024

Michelle Thomas

Michelle Thomas
Principal

Cassandra Manganiello

Cassandra Manganiello
Certified Educational Media Specialist

Table of Contents

Table of Contents	2
Executive Summary	3
District Strategic Plan 2025	3
School Collection Development Plan	3
School Assessment Analysis	4
Collection Analysis	5
Collection Analysis by Category	5
Notes	6
Representation Analysis	6
Results	7
Strategic Focus	7
Budget and Purchasing Plan	8
Annual Budget 2023-2024	9
Purchasing Plan 2023-2024	9
Year-to-Year Collection Change	9

Executive Summary

District Strategic Plan 2025

Orange County Public Schools is the eighth-largest school district in the United States and the fourth largest in Florida. The district serves more than 206,000 students at 202 schools and is one of the largest employers in Central Florida with more than 25,000 team members.

Vision: To ensure every student has a promising and successful future.

Mission: With the support of families and the community, we create enriching and diverse pathways to lead our students to success.

School Collection Development Plan

Horizon West MS serves 1,340 students enrolled in grades sixth through eighth. The student population's ethnicity is made of 56% Hispanic and 44% Non-Hispanic students. Additionally, we serve a diverse population made up of 85% White, 4% Black, 7% Asian, 0% Native, 0% Pacific, and 3% Multicultural students.

The administration includes Principal Michelle Thomas, Assistant Principal Kevin Flanagan, and Principal Nicole Hargrett. Horizon West MS is proud to offer the many special programs which provide students with opportunities. These include high school level/accelerated classes, as well as fine arts classes such as dance, digital art, band, and guitar.

A thorough analysis of the current media center collection at Horizon West MS indicates that the average age of the collection is 2014 and the number of books per student is 7. The [American Association for School Libraries](#) has established a criteria for highly effective media centers that includes a ratio of 15-20 books available per student in the collection.

At this time, Horizon West MS does not meet the recommended standards for the number of books per student.

The analysis of the collection also revealed the following areas of strengths and concerns:

- Students showed consistency in FSA ELA Grade 6 and Geometry EOC. Students showed improvements in NGSSS Science 8th grade EOC, FSA Math Grade 6 and Grade 8 with the exception of FSA ELA Grade 7.
- The District provides digital resources including 3,860 Sora Items and 1,108 Destiny eBooks and Audiobooks. This collection contains many of the titles suggested by the DOE list and the new B.E.S.T.

- In the nonfiction section, the language books have an average collection age of 2008 however 897 of those books are heritage language dictionaries. The remaining 21 books in this section have an average age of 2014 which is within acceptable range.
- If the 897 heritage dictionaries are removed from consideration in the Titlewave analysis of our nonfiction collection, we only have 3,383 books in the library collection. This brings the total items in the library collection to 8,750 with only 7 items per student.
- Based on the items per student, we need more fiction and nonfiction books in the library collection.
- 49% of students are in an ELL program, and according to the diversity overview the collection contains 360 items that identify as Latinx/Hispanic American to help support ELL students. Priority will be given to the LatinX/Hispanic American section to better align with our population.
- Weeding will focus on the OCPS Catalog Project expectations as well as aged titles in fiction and/or non fiction and titles in poor condition.

School Assessment Analysis

The school assessment analysis provides an overview of the school's assessment data for the previous two school years.

Proficiency Data							
Assessment	2021-22	Assessment	2022-23	Assessment	2021-22	Assessment	2022-23
FSA ELA Grade 6	57%	FAST ELA Proficiency Grade 6	57%	FSA Math Grade 6	60%	FAST Math Proficiency Grade 6	64%
FSA ELA Grade 7	58%	FAST ELA Proficiency Grade 7	53%	FSA Math Grade 7	70%	FAST Math Proficiency Grade 7	62%
FSA ELA Grade 8	64%	FAST ELA Proficiency Grade 8	52%	FSA Math Grade 8	59%	FAST Math Proficiency Grade 8	70%
Civics EOC	79%	Civics EOC	71%	FSA Algebra 1 EOC	96%	BEST Algebra 1 EOC	94%
NGSSS Sci 8 EOC	62%	NGSSS Sci 8 EOC	63%	FSA Geometry EOC	100%	BEST Geometry EOC	100%

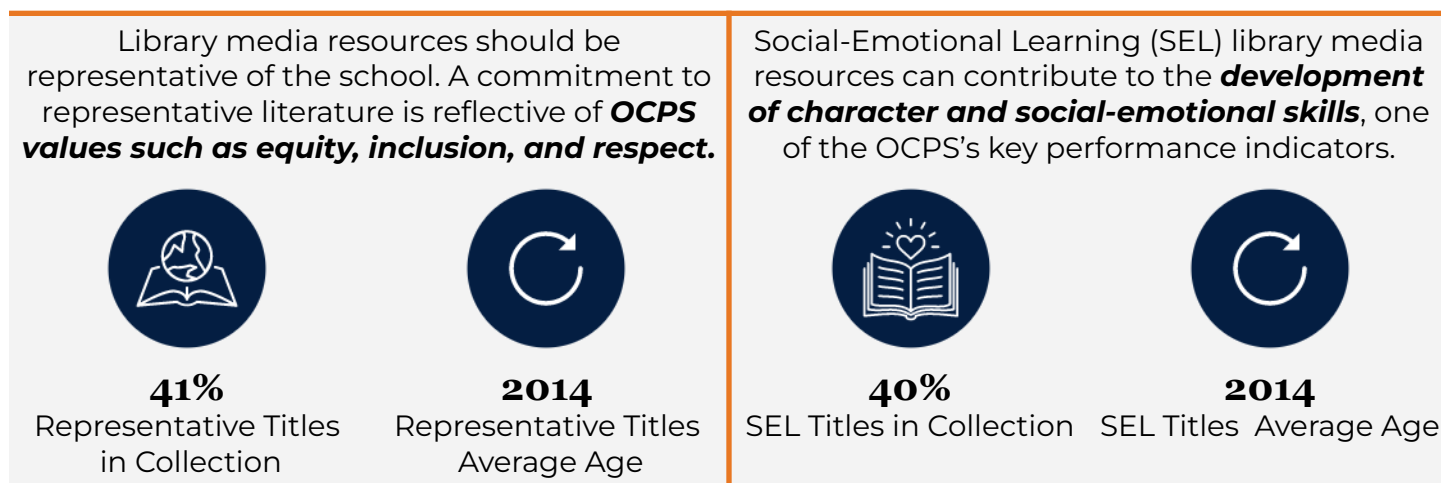

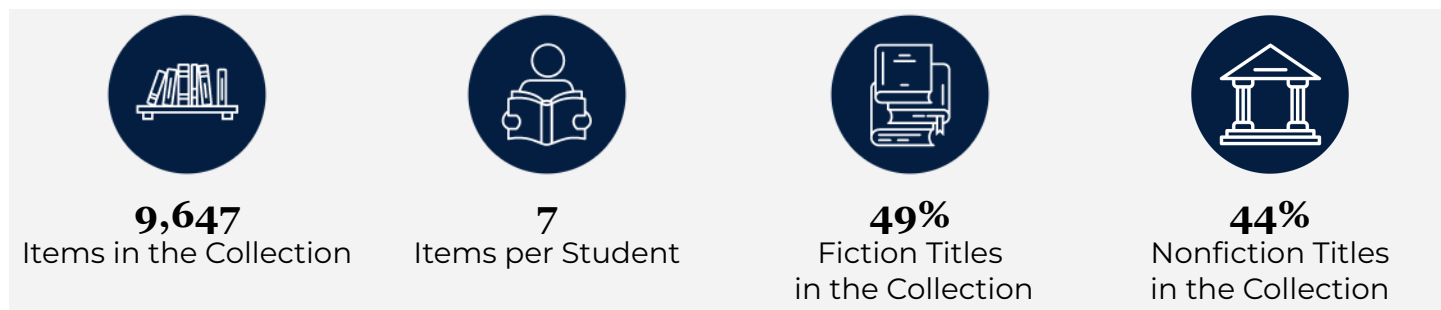
Comparison between 2021-22 and 2022-23 Testing Data

(adapted from <https://www.fldoe.org/accountability/assessments/k-12-student-assessment/results/2023.stml>)

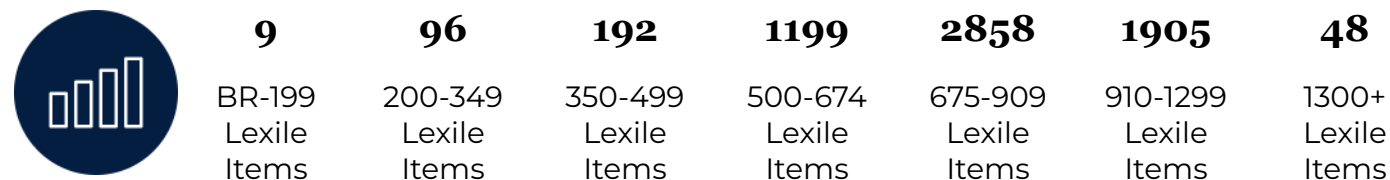
In 2023, the state transitioned from Florida Standards Assessments (FSA) to Florida Assessment of Student Thinking (FAST) for English Language Arts (ELA) and Mathematics. The 2022-23 for FAST and Benchmarks for Excellent Student Thinking (B.E.S.T.) End-of-Course (EOC) assessments are based on **provisional** achievement level cuts that are linked to each assessment's respective 2021-22 reporting scale. Comparisons should not be made between the 2023 data and previous years' data.

Collection Analysis

The collection is developed for and influenced by students, their interests, academic needs and alignment to the curriculum. The data below is a snapshot of the collection based on a Titlewise Analysis from July 2023. Purchasing or weeding after that time is not reflected in this data.



Library media resources are distributed across the **Lexile reading level ranges** noted below.



Collection Analysis by Category

The information collected in this section provides a detailed look at the current library collection by classification and genre. The information was gathered from Follett Destiny, the library management system, and Titlewave, the vendor's ordering and analysis tool.

Section	# of Titles	Average Age
Computer Science, Information & General Works	71	2018
Philosophy & Psychology	38	2017
Religion	27	2016
Social Sciences	570	2015
Language	918	2008
Science	494	2017
Technology	382	2017
Arts & Recreation	413	2016
Literature	102	2012
History & Geography	500	2015
Biography	439	2014
Easy	13	2009
General Fiction	4,720	2014
Graphic Novels	553	2015

Notes

- The average publication date of 2014 is acceptable but could use improvement in the nonfiction section.
- Increase popular Non-Fiction titles in 600-700s i.e Sports and update Biographies.
- This collection is in need of more popular fiction, graphic novels and non-fiction books like cookbooks, cars, sports and animals that interest students.
- The reading scores of our 7th and 8th grade students in ELA decreased last year therefore we need to acquire more high interest/low reading level books.

Representation Analysis

Enrollment & Demographic Data					
1,340 2023-24 Student Enrollment as of September 7, 2023	Subgroups		Federal Ethnicity		
	49% ELL	7% ESE	56% Hispanic	44% Non-Hispanic	
Federal Race Category					
85% White	4% Black	0% Native	7% Asian	0% Pacific	3% Multicultural

To deepen focus on strategic collection development, specific sections of the collection were analyzed in detail to determine whether the media center collection reflects and represents various points of view and experiences. The goal is to provide a balanced collection that can be both a mirror, to reflect a reader's experience, and a window, so readers can experience different viewpoints.

Results

Based on the available school data of Horizon West MS in comparison to Collection Analysis results, it was found that: Only 4% of the collection is representative of Hispanic/Latinx students, and less than 1% is representative of our Asian students. These are areas for improvement.

Student Representation	% of Students	Total # of Titles	Total % of Titles	Avg. Age of Titles
Hispanic/Latinx	56%	360	4%	2014
Black	4%	394	4%	2014
Asian	7%	80	1%	2014

Strategic Focus

This page lists the priorities for selection and weeding for each school year and includes the action, updates, and outcomes. This is subject to change due to funding and time constraints.

School Year	Strategic Focus
<p>2023-2024</p>	<p>Selection Priorities</p> <ul style="list-style-type: none"> ● Purchase LatinX/Hispanic and Asian American titles ● Purchase audio books to pair with physical book copies to support ELL population ● Update Non Fiction sections 600-700s ● Purchase Sunshine State Books ● Purchase student and teacher requested titles ● Purchase missing popular series titles
	<p>Weeding Priorities</p> <ul style="list-style-type: none"> ● Follow District weeding policy ● Weed based on condition ● Weed books in General Fiction older than 10 years that do not circulate ● Weed duplicate materials of more than 3 items i.e. past SSYRA books
<p>2024-2025</p>	<p>Selection Priorities</p> <ul style="list-style-type: none"> ● Update Non-Fiction sections i.e. Sports (790s) ● New series based on student and teacher requests ● Purchase Sunshine State Books ● Continue including titles that reflect our school demographic i.e. Hispanic/ Latinx
	<p>Weeding Priorities</p> <ul style="list-style-type: none"> ● Follow District weeding policy ● Weed based on condition ● Weed books in General Fiction older than 10 years ● Weed duplicate materials of more than 3 items i.e. past SSYRA books

Budget and Purchasing Plan

This page outlines the current budget available and specifically lists the priorities for this school year (2023-2024).

Annual Budget 2023-2024

State Funds	
<i>Source</i>	<i>Amount</i>
State (1001111000)	14,942.56
Internal Accounts	
<i>Source</i>	<i>Amount</i>
Book Fair	1453.74
TOTAL	16,396.30

Purchasing Plan 2023-2024

Approximate Purchasing Plan	
<i>Purpose</i>	<i>Amount</i>
Nonfiction Titles	\$1,000
Representative Titles	\$2,000-\$3,000
Sunshine State Books	\$1,000
Purchase missing popular series titles	\$1,000
TOTAL	\$6,000

Year-to-Year Collection Change

The information below represents the year-to-year change within the library media center collection from the 2022-23 to 2023-24 school year. The 2022-23 data is based on a collection analysis from June 2022, while the 2023-24 is based on a collection analysis from July 2023.

Data Reflection

- There was a decrease in the items in collection and items per student due to more items that were weeded than added.
- Average age of collection has not changed which is within acceptable limits.
- There was a 6% increase in representative titles in the collection.





2022-23 Purchased and Weeded Materials

Materials
Added to the
Collection

704

Materials
Weeded from
the Collection

1192

Category	2022-23	2023-24
 Items in the Collection	10563	9,647
 Items per Student	8	7
 Average Age of Collection	2014	2014
 Representative Titles in the Collection	36%	42%